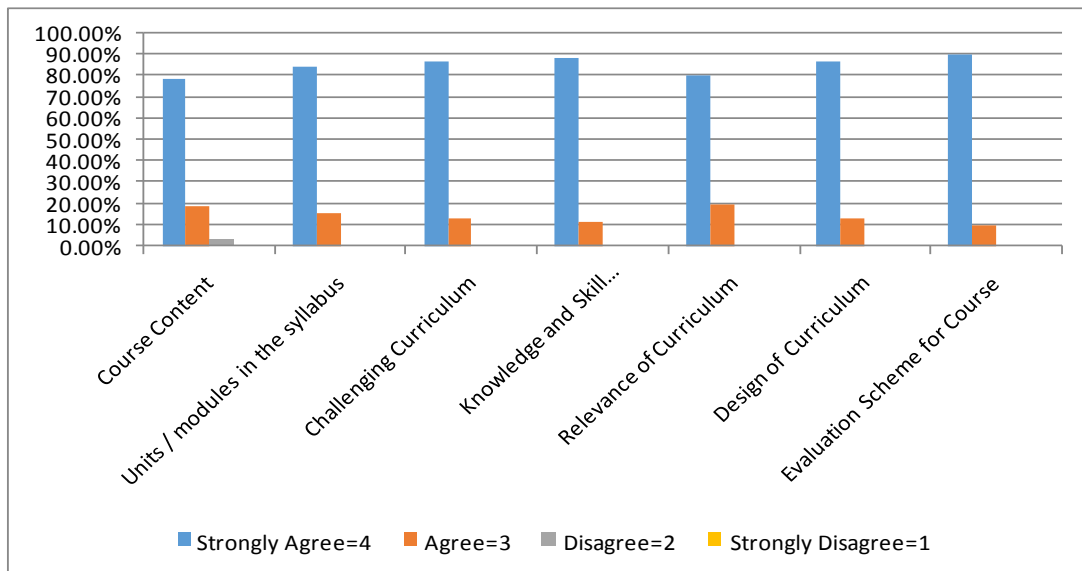


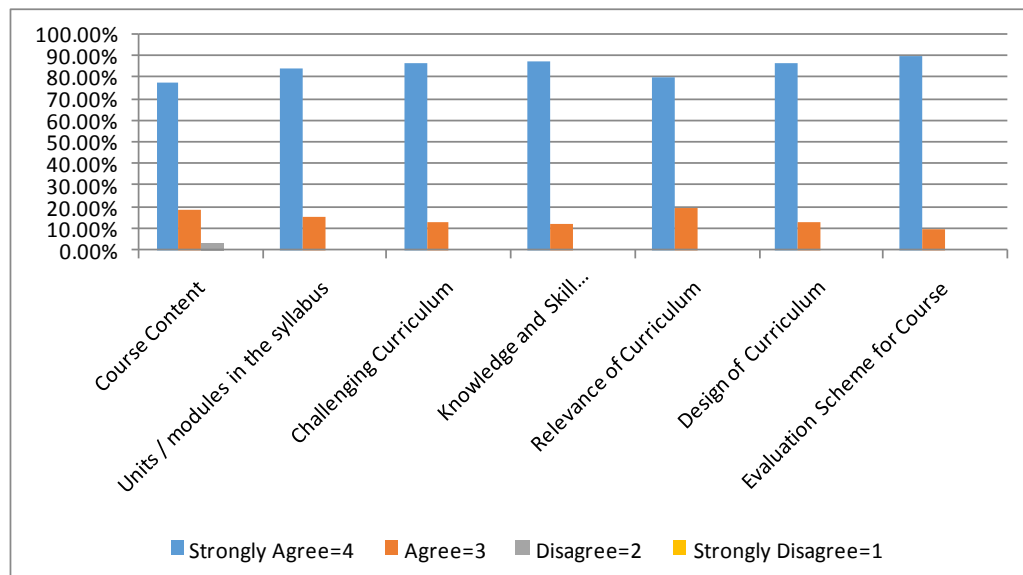
S.H.A. S. Samiti's
Smt. K. S. Jigalur Arts & Dr. (Smt) S. M. Sheshgiri Commerce
College for Women, Dharwad
Students' Feedback Analysis on Curriculum

Students' Feedback was taken on Curriculum every year, based on the feedback the analysis is done as follows :-

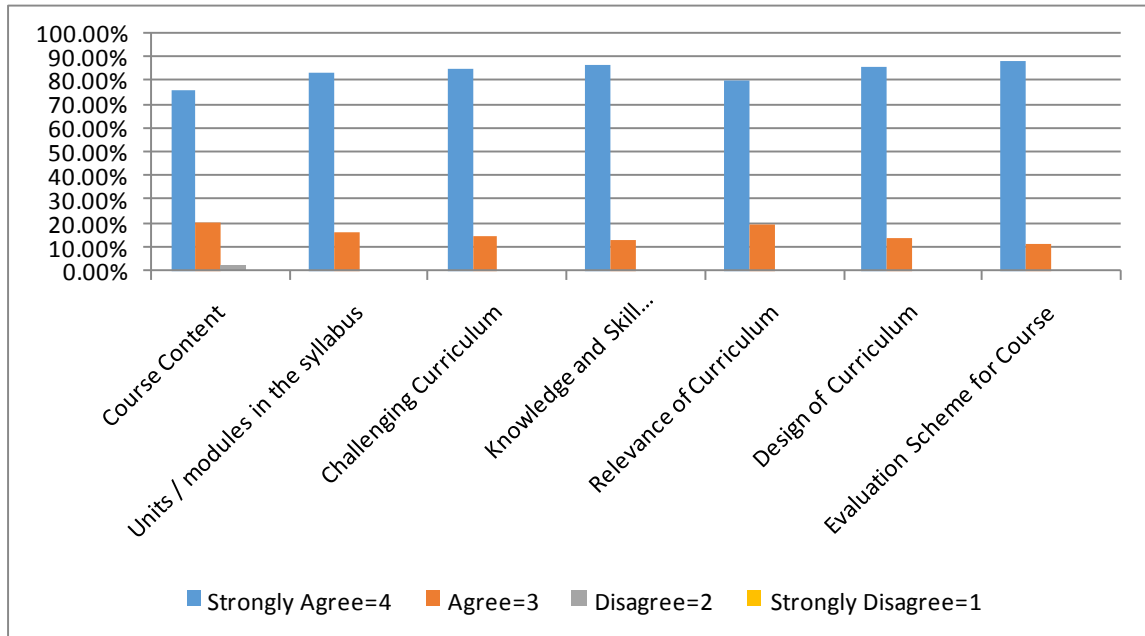
Academic Year 2016-17



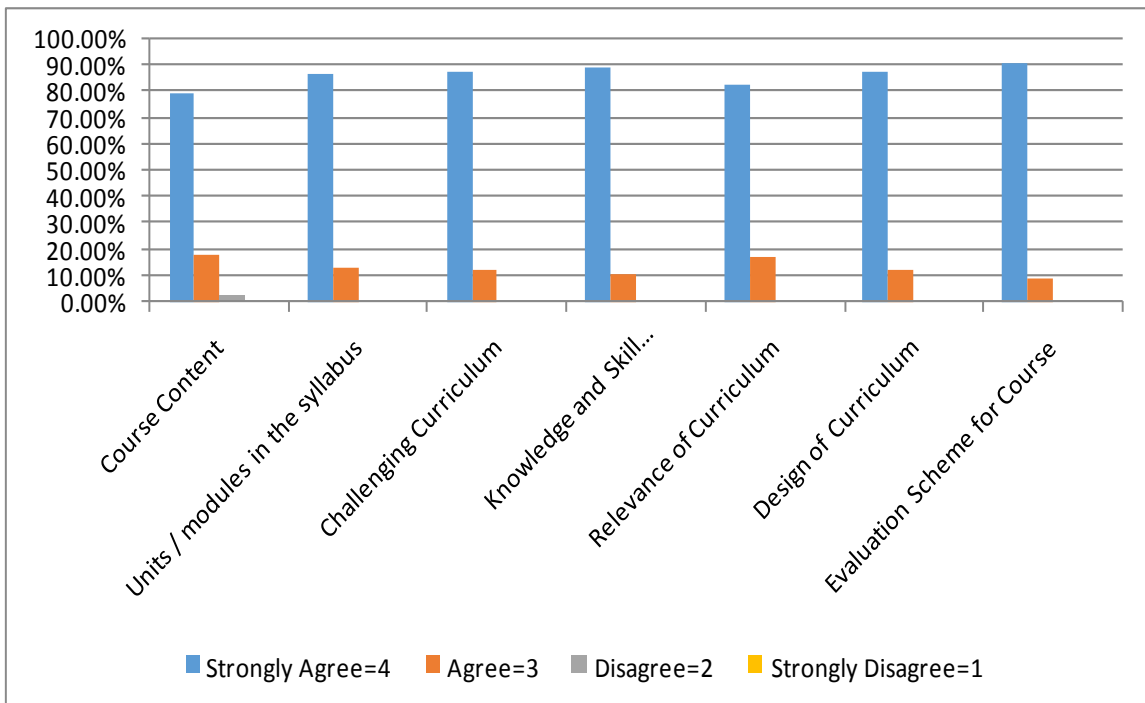
Academic Year 2017-18



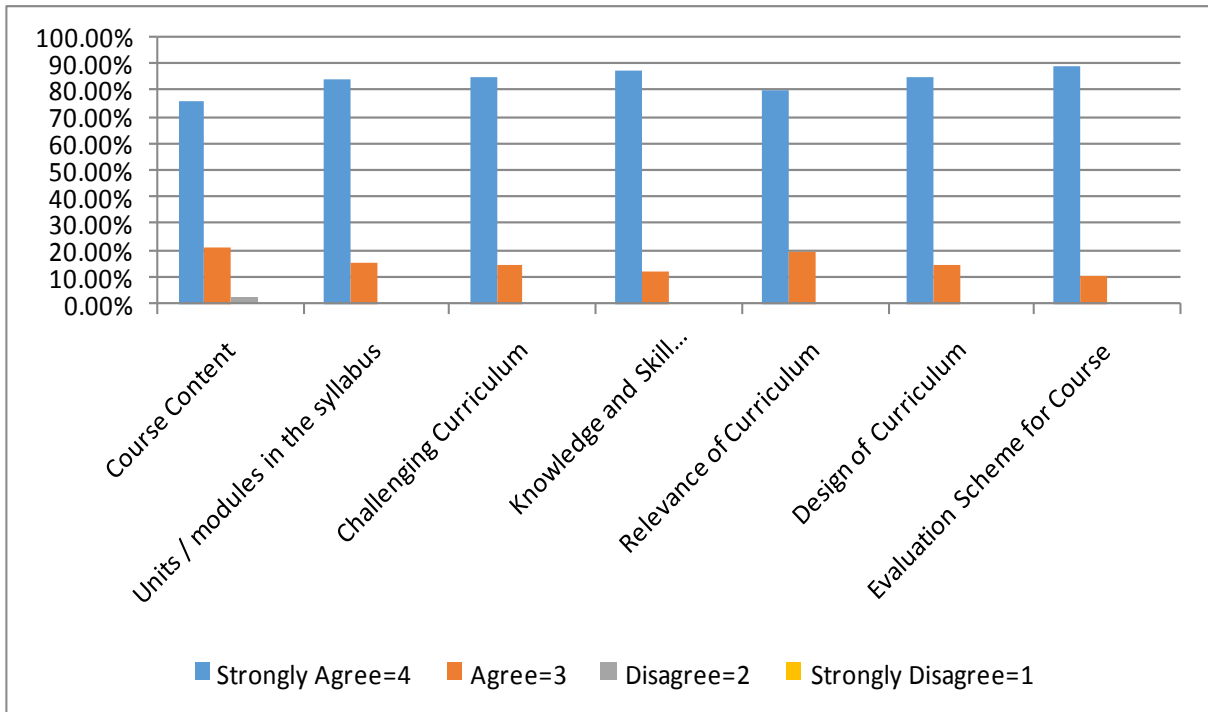
Academic Year 2018-19



Academic Year 2019-20



Academic Year 2020-21



The above graph shows the feedback from the students reveals that 70percent of them strongly agree that the course content is adequate in relation to the expected course outcomes and 26percent of them just agree with it and hardly 3percent of them disagree. About 79percent of the students strongly agree that the units/modules in the syllabus are properly sequenced and relevant to the course, whereas 20percent of them agree with it. With regards to the curriculum was challenging in the current global scenario majority and highest (81) percent of the students strongly agree whereas 18percent of them agree with the above. So, it depicts that student are very happy with the content of the course it fulfilled their expectations about the course that they are studying. And 84percent of the students strongly agreed that the course enhanced their knowledge and their skills. Nearly 74percent students strongly agree that the curriculum is relevant and fulfilled their expectations whereas 25percent of them just agree to the fact. Highest 81percent of the students strongly agree to the statement that the curriculum is designed to increase their employability where as 18 percent of them just agree with it. 86percent of the students strongly agree to the evaluation schemes of the course is properly designed and 13percent just agree with it.

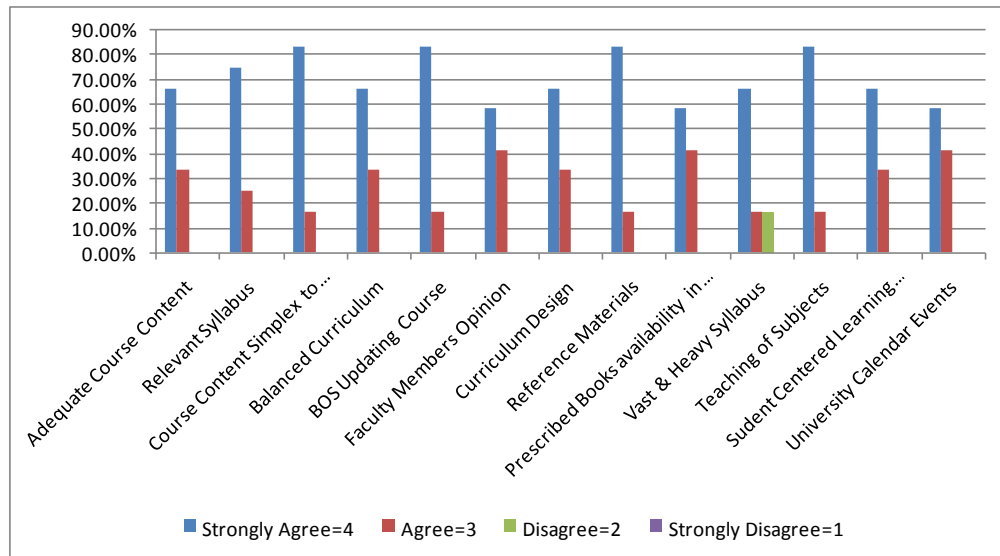
Note : Specific suggestions by the students are forwarded to the Board of Studies, KSWU, Vijayapura.

S.H.A. S. Samiti's
Smt. K. S. Jigalur Arts & Dr. (Smt) S. M. Sheshgiri Commerce
College for Women, Dharwad

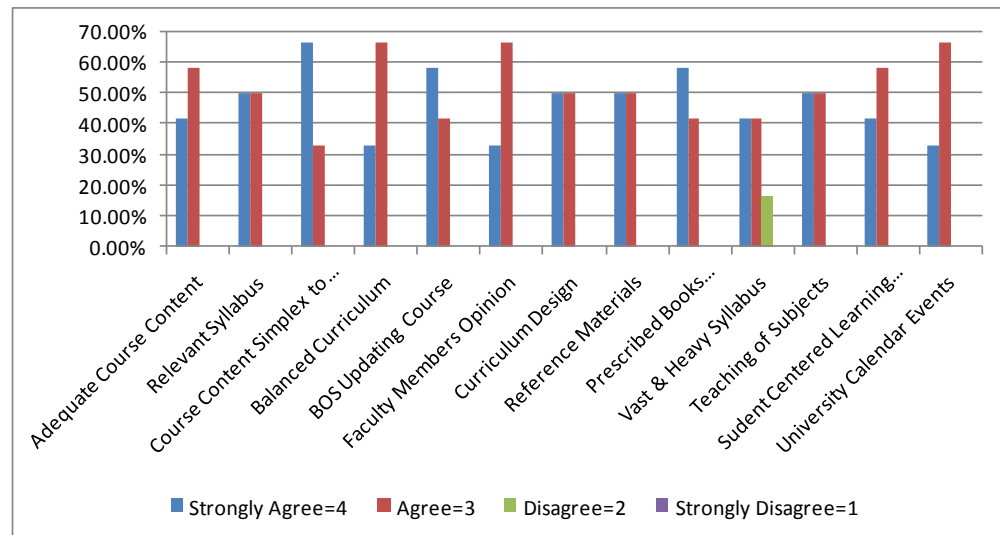
Teachers Feedback Analysis on Curriculum

Teachers Feedback was taken on Curriculum every year, based on their feedback the analysis is done as follows :-

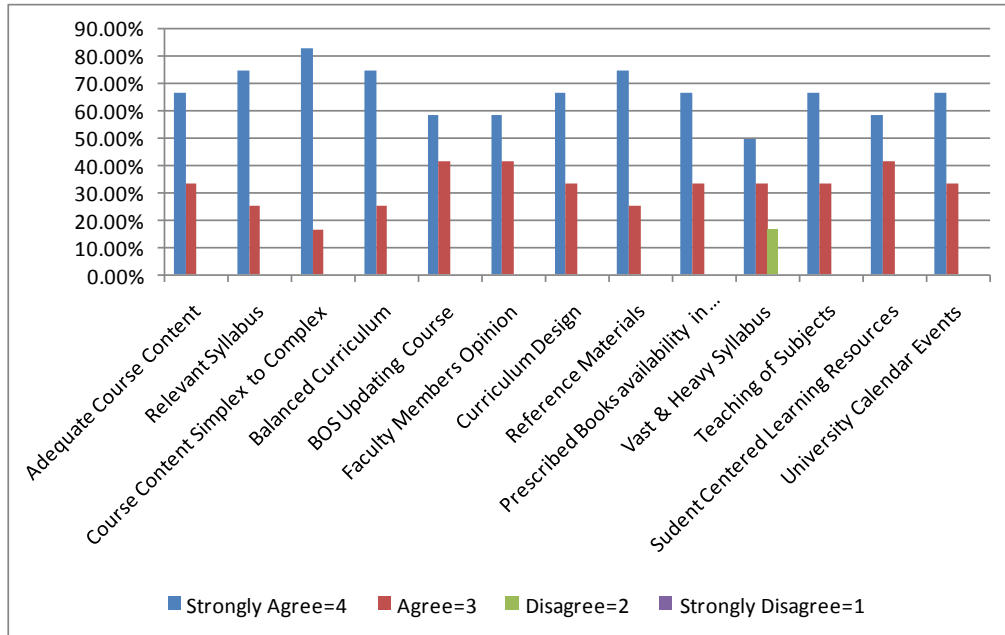
Academic Year 2016-17



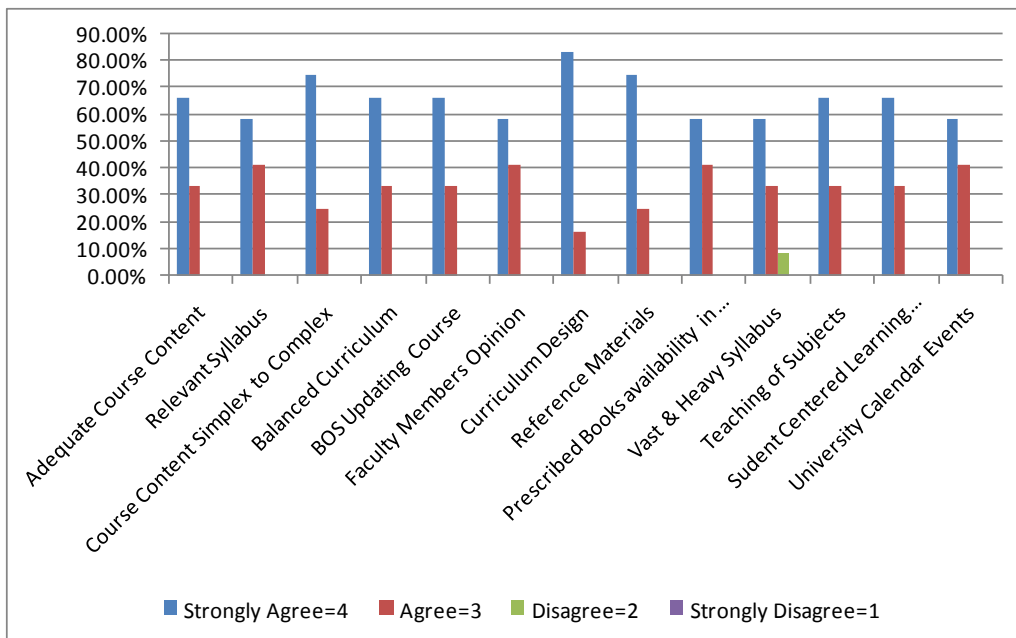
Academic Year 2017-18



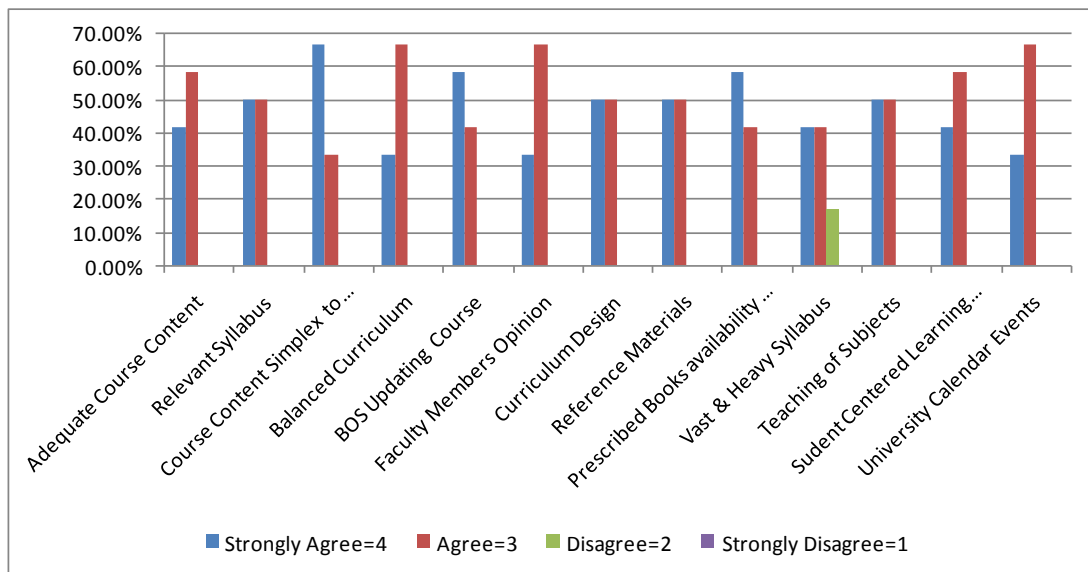
Academic Year 2018-19



Academic Year 2019-20



Academic Year 2020-21



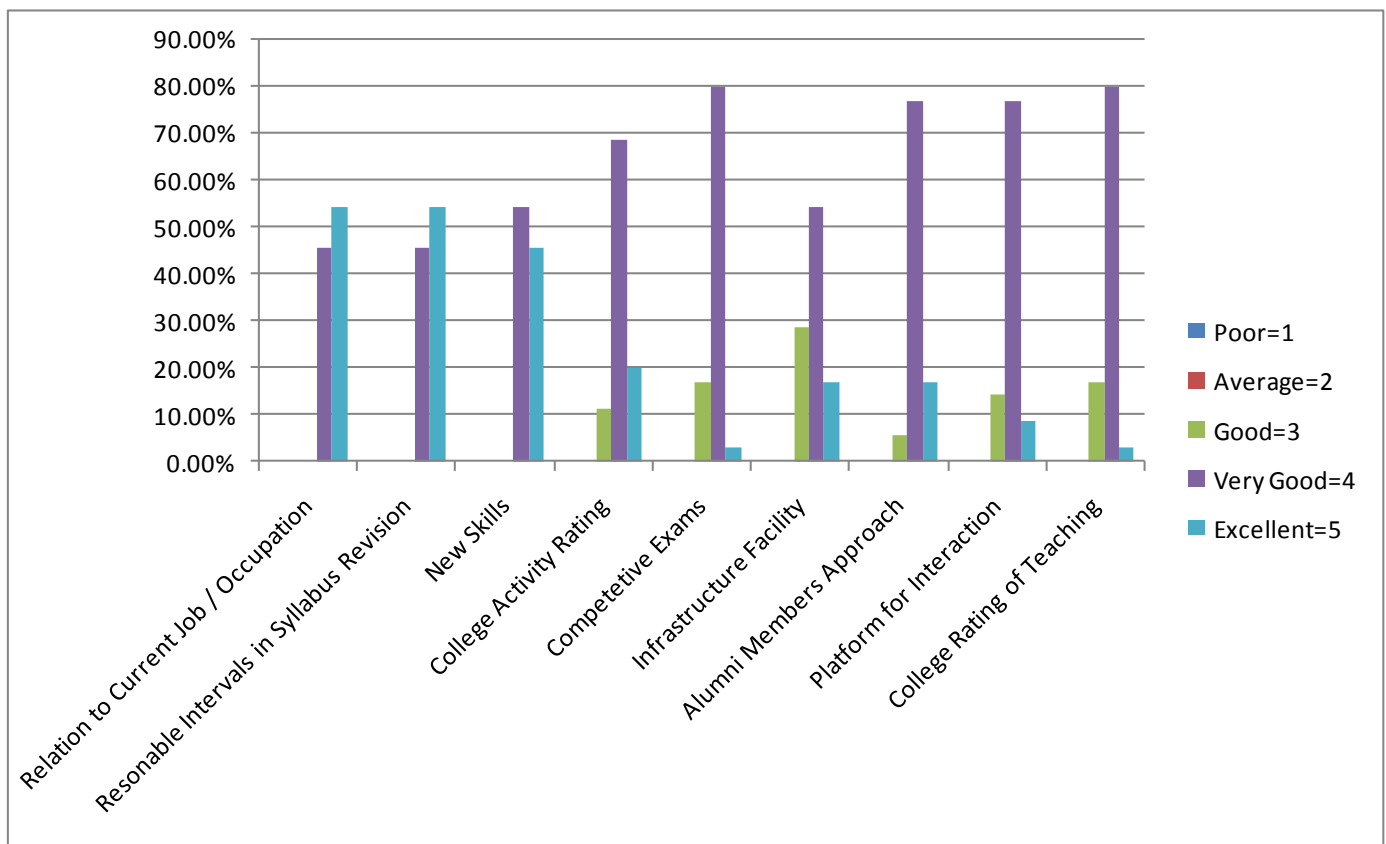
The above graph depicts Teachers' Feedback. It shows 42percent of the teachers strongly agree with the content of adequate courses in relation to expected course outcomes and programme outcome. 58percent of them agree with it. 100percent of teachers agreed on the relevance of the syllabus to the changing need. Majority of the teachers (65percent) strongly agree that the content of the course has been changed complex to simple whereas 33percent just agree. It is noticed that 33percent of teachers strongly agree that the curriculum is balanced with regard to theory and practical. Nearly 58percent strongly agree and 42percent agree that BOS is taking care of updating the syllabus time to time. Further the data reveals that 32percent of the teachers strongly agree that the opinion of other faculty members are taken into account during the curriculum revision. There is similar response with regard to curriculum enhancing employability. Nearly 59percent of the feedback suggests that teachers strongly agree with availability of prescribed reference books in the library only 42percent agree with it. Regarding the syllabus being vast and heavy 50percent of the teachers agree on 15percent disagree. Considering teaching of subject has encouraged the faculty to take up the research work 50percent of them strongly agree & 50percent agree. According to the feedback provided 59percent of the teachers agree that students centered learning resources are available in the college and 41percent strongly agree. The statistics conclude that 65percent of the teachers agree with the fact that academic calendar of events of the institution is designed and implemented in adherence to University Calendar of Events and 33percent of them strongly agree.

S.H.A. S. Samiti's
Smt. K. S. Jigalur Arts & Dr. (Smt) S. M. Sheshgiri Commerce
College for Women, Dharwad

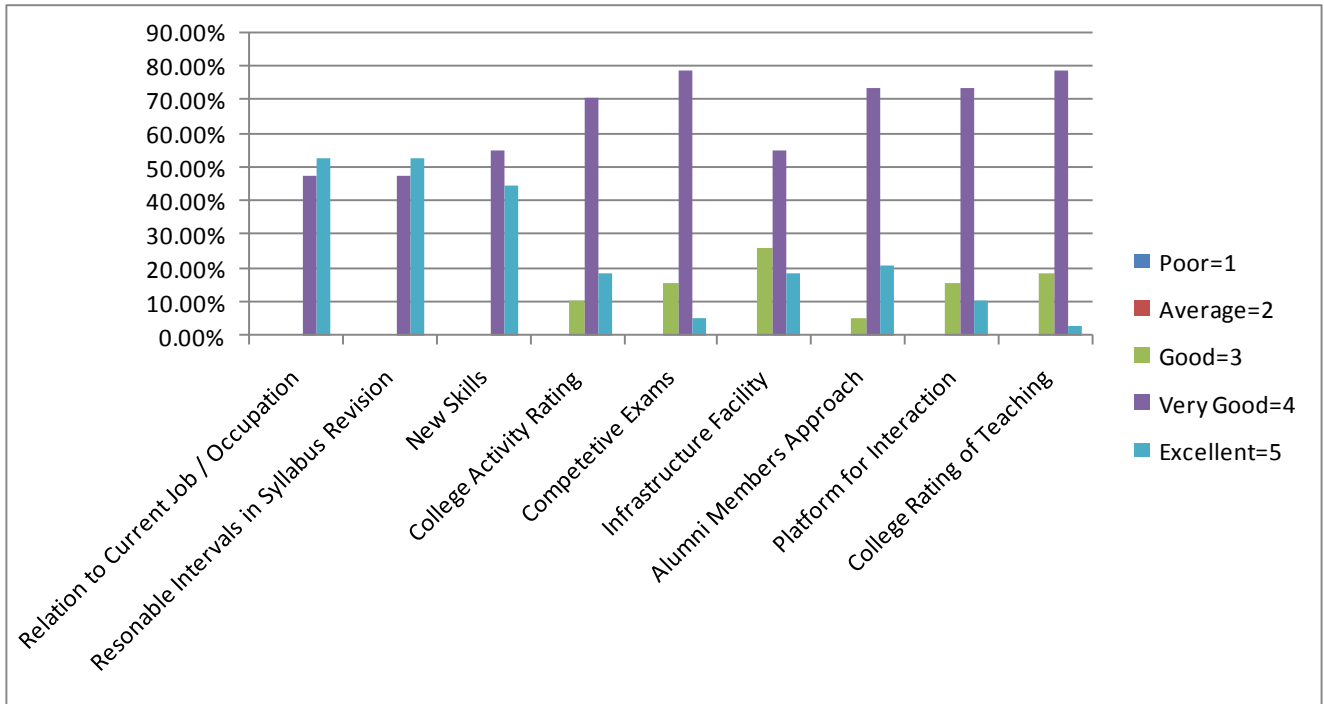
Alumni Feedback Analysis on Curriculum

Alumni Feedback was taken on Curriculum every year, following is the output of the responses made by members of the Alumni Association. The overall analysis and the suggestions made by the stakeholders enabled the institution to further strengthen the course curriculum by facilitating additional infrastructural facilities and enhancement of learning resources on priority mode.

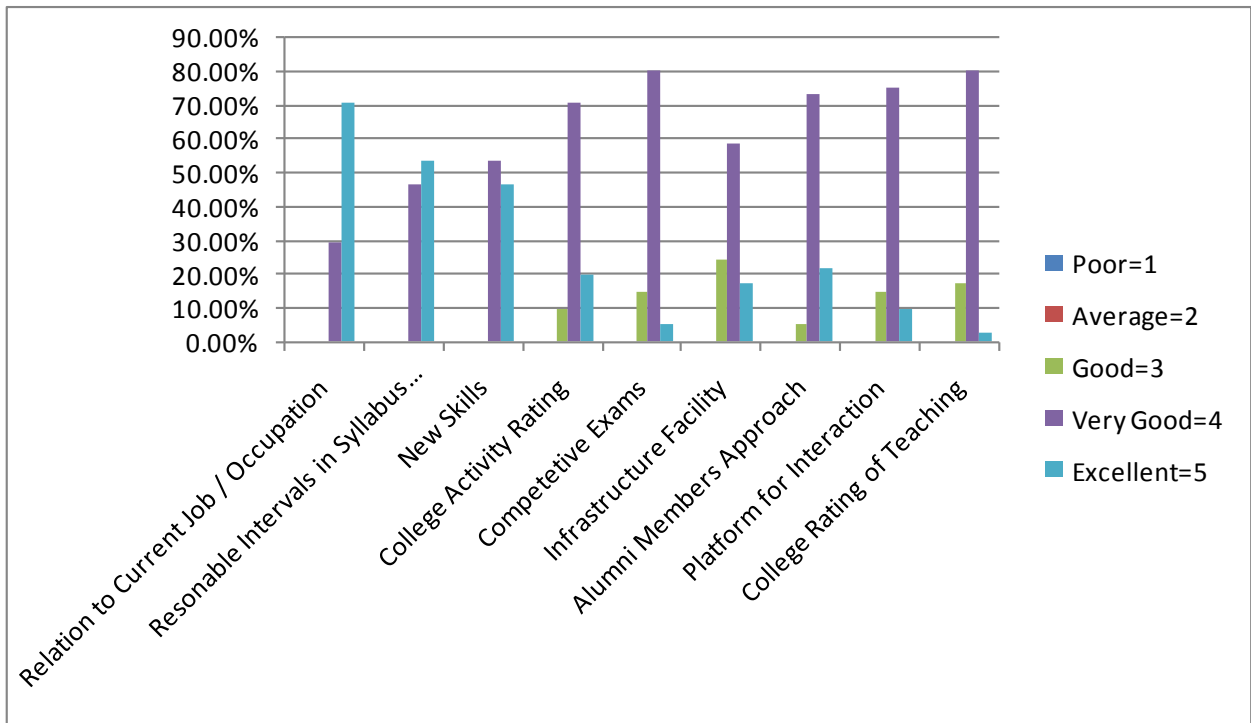
Academic Year 2016-17



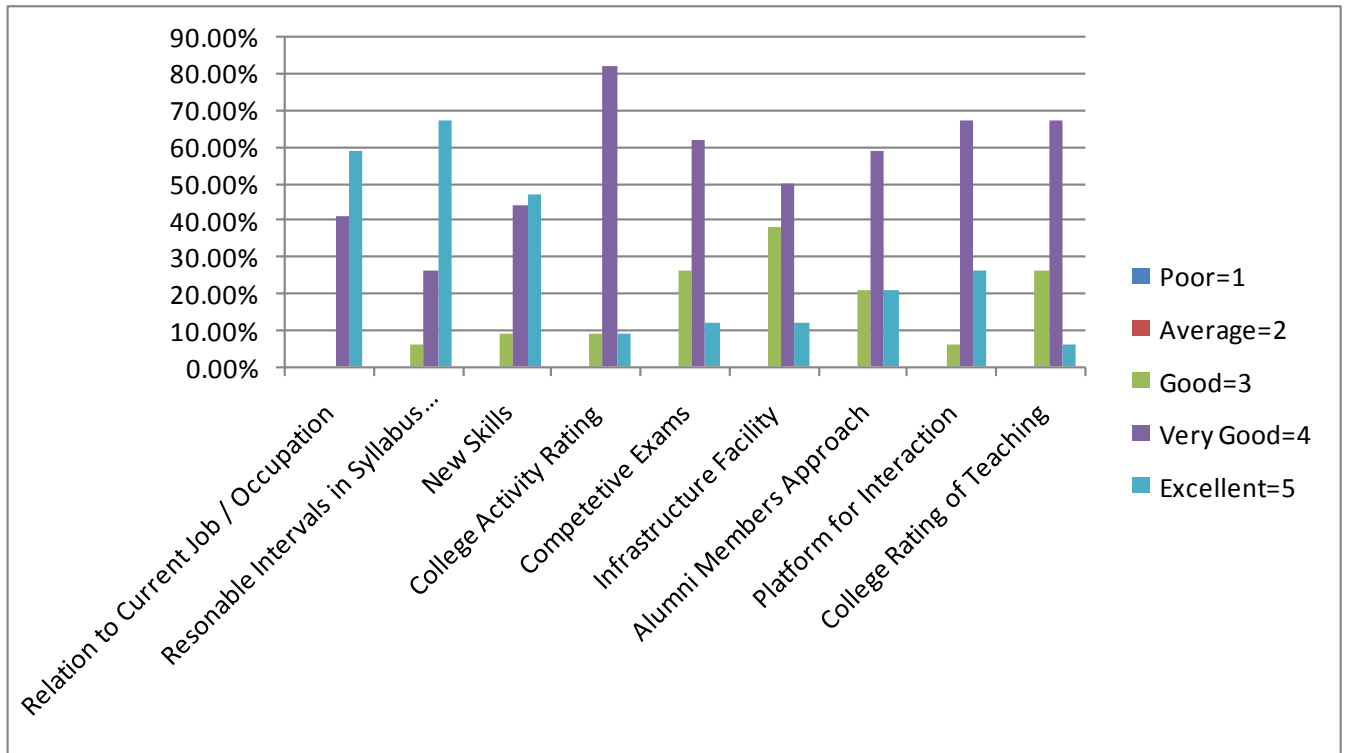
Academic Year 2017-18



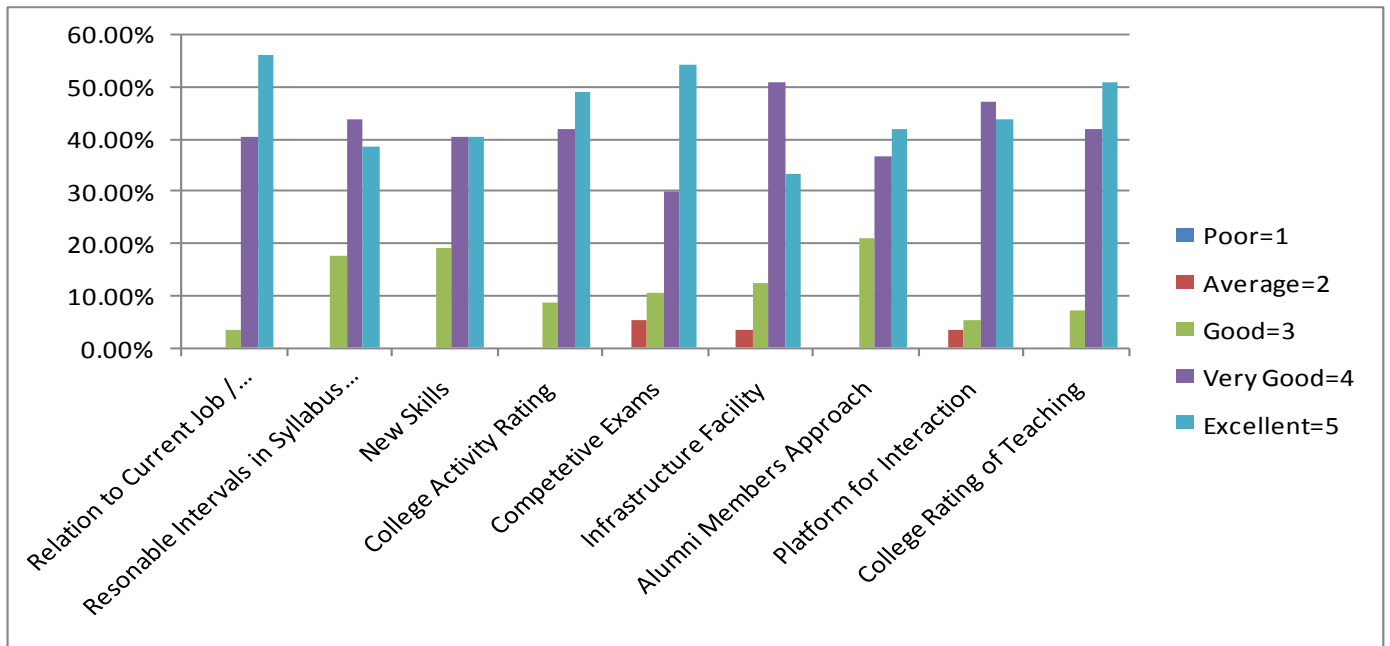
Academic Year 2018-19



Academic Year 2019-20



Academic Year 2020-21



OUTPUT OF THE ANALYSIS OF THE RESPONSES

The above graph predicts the statistics to rate the courses that the students have learnt in relation to their current job or occupation is - 56percent felt it is excellent, 40percent felt it is very good. It reveals that the course is relevant to the present situation and fulfills the needs of the student in respect to their job opportunities. Syllabus is revised at reasonable intervals and fulfilled expectations. 38percent feels it is excellent, 43percent feel it is very good and very less percent feels it is just good. Alumni students are very happy with the teaching method of the institution and may be revised they opined. The classes helped them to understand the subjects better. With regard to new skills learnt in the due course of the study, 40percent students felt it is both excellent and very good. Whereas 19percent of them feel it is just good. For the highest percentage of the students (nearly 80percent) courses helped them to learn new skills.

Further the statistics about “How do you rate the activities organized by the College?” The responses of the Alumni were excellent by 49percent. Very good by 42percent and good by 8percent of them. So overall it gives a very good opinion about the activities organized in the college. The responses for the question “For your overall personality development, rate the courses offered in the college which helped to appear for competitive examinations or to pursue higher studies” 54percent of them felt it is excellent. 29percent of them felt it is very good. 10percent felt it is good and 5percent felt it was average. So for about 80 -90 percent of the students got benefitted and upgraded their skills by studying courses in the college. Nearly 33percent of the students felt the infrastructure facilities such as Classrooms, Lab, Sports, Library and other Welfare facilities were adequate and excellent. 50percent felt it is very good. 12percent felt it is just good, 3percent felt it was average. The feedback for the statement of alumni members are approached to conduct / participate in the workshops, seminars etc - 42percent felt it is excellent,36percent felt it is very good and 21 percent felt it is good. In regard to platform provided for interaction with current students - 43percent felt it is excellent, 48percent felt it is very good, 5percent felt it is good and 3percent felt it is average. The inference for the stay at college in terms of teaching, learning and administration- nearly 50percent felt it is excellent. 42percent felt it is very good and 7percent felt it is good.